



Kayak Lifts
Storage Racks
Paddlesport Trailers
Rowing Docks
Launch Systems
Commercial & Residential

800-870-6756

www.thedockdoctors.com/paddle-products

**Paddle
Products**

The
by Dock Doctors
LLC
Waterfront Specialists

2024 CATALOG

Floating Docks : Heavy Duty Aluminum Paddle Docks

Featuring heavy-duty aluminum frames, our paddle docks are suitable for commercial or residential applications. Their modular design allow for a variety of layout options.



angled ladder

10-12" freeboard

Paddle Docks (Heavy Duty Aluminum)

- 7" Aluminum Track Frame (with 10"- 12" freeboard, approximate – pending sections, size & decking choices)
- Heavy duty, stainless-steel connection hinges
- Optional powder coated frame
- Cedar decking, or upgrade to optional Ipe or WearDeck decking
- Black polyethylene flotation filled with expanded polystyrene
- Optional marine-grade black vinyl edge fender



Heavy duty aluminum paddle dock at a State Park. Shown with optional vinyl edge fender and WearDeck decking in Barefoot Sand.

Low freeboard for easy paddle craft boarding.

Paddle Docks Heavy Duty Aluminum

Standard Size <i>with cedar decking</i>	Price
8' × 20'	as low as \$7,775
10' × 20'	as low as \$9,485
8' × 16' ramp section	as low as \$5,935
Angled Dock Ladder <i>(aluminum)</i>	\$ 515

Custom sizes and wider ramps available. Standard pricing includes aluminum frame, cedar decking and flotation. Site conditions, exposure, anchoring details and ramp requirements to be determined for final pricing.

Please note: Our Aluminum Paddle Docks are not "stocked" items and do not qualify for Free Delivery or Pickup and Save. Please contact us for pricing and delivery/pickup time frames.



10' × 20' paddle dock, 8' × 16' ramp section with Ipe decking and optional angled ladder.

Paddle Craft
LAUNCHES • LIFTS • RACKS

Floating Docks : Heavy Duty Aluminum Rowing Docks



Our heavy-duty, aluminum-frame rowing docks feature a modular design that allows for a variety of layout options. Suitable for commercial or residential applications.



- 7" Aluminum Track Frame with 6"- 8" freeboard
- Heavy duty, stainless-steel connection hinges
- Modular track-style frame for multiple layout options
- Black polyethylene flotation filled with expanded polystyrene
- Cedar decking, or upgrade to optional Ipe or WearDeck
- Optional marine grade black vinyl edge fender
- Optional debris diverter to protects the dock from floating debris often seen in river settings

Rowing Docks Heavy Duty Aluminum

Standard Size	Price
8' × 20'	as low as \$7,775
10' × 20'	as low as \$9,485
8' × 16' ramp section	as low as \$5,935
8' × 20' flared ramp section	as low as \$7,900

Standard pricing includes heavy duty aluminum frame, cedar decking and flotation. Custom sizes and wider ramps available.

Site conditions, exposure, anchoring details and ramp requirements to be determined for final pricing.

Please note: Our Aluminum Rowing Docks are not "stocked" items and do not qualify for Free Delivery or Pickup and Save. Please contact us for pricing and delivery/pickup time frames.




Above: Heavy duty aluminum frame Rowing Dock with 38' × 7' aluminum gangway and commercial kayak launch with ADA transfer platform (see page 57). Our custom pile dock serves as a shore anchor.



Hinge Connections
as low as \$ 449




Edge Fender
\$ 13.⁵⁰ per foot installed



Debris Diverter
starting at \$ 3,679



Axle & Wheel Mounts \$1,095/set
for seasonal installation & removal



Angled Ladder \$ 515

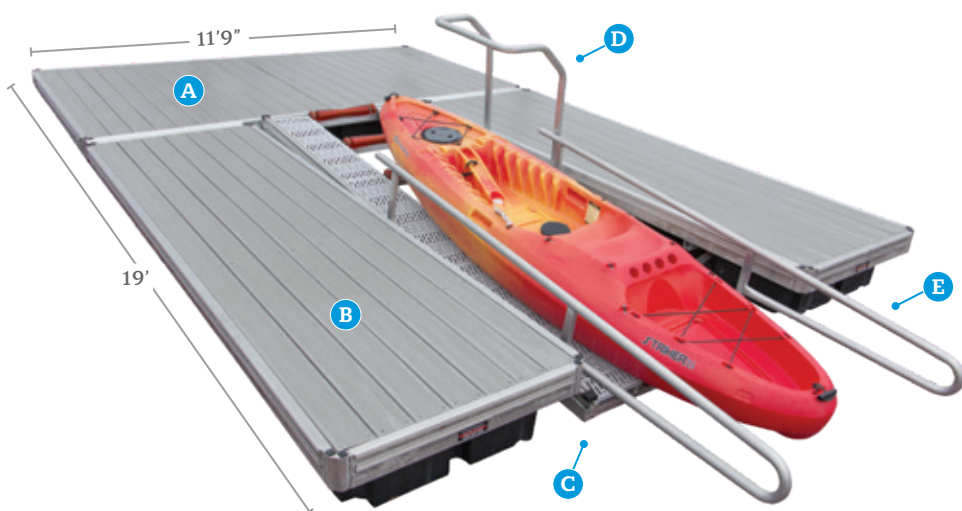
Paddle Craft Launch Docks: Residential & Commercial Floating Launch Docks



Find out more at: www.thedockdoctors.com/dock-and-launch-residential

Residential Dock & Launch System

- Medium-duty 5" tall universal track-style frame.
- Polyethylene flotation filled with expanded polystyrene.
- Sure-Step non-skid surface on the launch platform.
- Boarding handle and grab and launch bars.



Dock & Launch System Medium Duty Residential

Featuring a 5" tall aluminum frame, and 19' x 11'9" overall size, our medium duty dock and launch system includes:

- A** (1) main frame (7' x 11' 9")
- B** (2) dock fingers (12' x 3' 6")
- C** Launch ramp (4' x 12')
with built-in rollers & Sure-Step® non-skid decking
- D** Boarding handle
- E** Grab and launch rails

*** as low as \$ 15,995**

*Site conditions, anchoring & decking selection are necessary to determine final pricing. Please call for a free estimate.

Please note: Our floating Dock & Launch Systems are not "stocked" items and do not qualify for Free Delivery or Pickup and Save. Please contact us for pricing and delivery/pickup time frames.

Commercial Dock & Launch System

- Heavy-duty 7" universal track-style frame (meets commercial & municipal quality standards).
- Can be used as a complete system or in conjunction with any of our custom floating dock systems.
- Sure-Step non-skid surface on the launch platform.
- Boarding handle and grab and launch bars.
- Optional ADA accessible options include transfer platform, ADA curbing and rails.

Optional ADA Transfer Platform



Mowhak River, NY

Video and more details at: www.thedockdoctors.com/commercial-launch


Dock & Launch System Heavy Duty Commercial

Featuring a 7" tall aluminum frame, and a 20'3" × 19' overall size, our heavy duty commercial dock and launch system includes:


- | | |
|---|--------------------------------|
| A (1) main frame (7' × 19') | D Boarding handle |
| B (2) dock fingers (7' × 13' 4") | E Grab and launch rails |
| C Launch ramp (4' 4" × 15')
with built-in rollers & Sure-Step® non-skid decking | * as low as \$ 24,750 |

*Site conditions, anchoring & decking selection are necessary to determine final pricing. Please call for a free estimate.

Please note: Our floating Dock & Launch Systems are not "stocked" items and do not qualify for Free Delivery or Pickup and Save. Please contact us for pricing and delivery/pickup time frames.



Paddle Craft Launch Docks & Lifts : Easily board & launch your paddle craft



Ideal for controlled bodies of water with minimal water fluctuation, our freestanding Launch Port System makes boarding and launching your craft a breeze.

Freestanding Launch Port System

- Ideal for controlled bodies of water with minimal fluctuation
- Fixed height non-skid Sure-Step® platform
- Non-marring Stoltz® rollers
- Includes (2) standard duty leg dock sections and launch ramp – custom layouts available for your specific site
- Optional grab and launch rails offer more control when gliding on and off the launch platform



A Boarding Handle (optional)



B Grab & Launch Rails (optional)

Freestanding Launch Port

Standard Duty Aluminum

Base unit includes:

(1) 4' × 8' & (1) 4' × 10' standard duty leg dock sections and (1) 4' × 12' launch ramp.

Item

Freestanding Launch Port System

A Boarding handle (optional)

B Grab & launch rails (optional)

SURE-STEP®



Price

\$ 5,800

\$ 415


\$ 695

Pipe for upright supports sold separately pending water depth and lengths required.

Launch Port Lift

If your water levels fluctuate, our Launch Port Lift raises up to 75" so the water is never out of reach.

- Non-marring Stoltz® rollers
- Non-skid Sure-Step® platform
- Stainless steel fasteners & cables
- 30" handwheel raises & lowers the platform
- 18" adjustable legs (other lengths available)
- Assembly service available (additional fee)



▶ Watch a video and find out more at: thedockdoctors.com/launch-port-lift

Launch Port Lift Specs

Lifting Height	75"
Overall Width	73"
Overall Length	144"
Weight with platform	400 lbs.

Launch Port Lift

Item	Price
Launch Port Lift (unassembled)	\$ 6,950
A Boarding Handle (optional)	\$ 415
B Grab & Launch Rails (optional)	\$ 695




A Boarding Handle (optional)



B Grab & Launch Rails (optional)



Paddle Craft Lift : Residential Small Craft Lifts



Model KL100-30

Our innovative Kayak Lift & Launch features a platform that raises and lowers so you can safely and easily launch your kayak from a seawall or dock. Available in 3 models to accommodate different lifting heights and craft weights.

Kayak Lift & Launch Specifications

- Mounts to seawalls or docks
- Manual winch raises and lowers the platform
- Sure-Step® UV resistant decking on platform
- Boarding handle with built-in paddle storage hooks
- Adjustable aluminum & vinyl bunks
- Three models available
- FREE UPS shipping on models KL100-30 & KL100-66L
- Model KL400-72L ships freight visit our website for shipping costs to your location

MODEL	A KL100-30	B KL100-66L	C KL400-72L
Lifting Height	30"	66"	72"
Max Craft Weight	100 lbs.	100 lbs.	400 lbs.
Max Craft Beam Width	38"	38"	51"
Ladder	NO	YES	YES
UPS Shippable*	YES	YES	NO (ships freight)

*FREE shipping on KL100-30 and KL100-66L within the continental USA. Optional accessories subject to regular ground shipping costs. Shipping additional for Model KL400-72L, please visit our website to calculate shipping cost to your location. Custom lifting heights available, contact us for details.



Watch a video of the kayak lift at:
www.thedockdoctors.com/ladder-lift-launch



Lower launch platform and craft.



Transition down the ladder.



Board your craft.



Glide smoothly off.

FREE
shipping



Photo courtesy of M. Warkentin

For sites that are a minimal distance off the water, model KL100-30 Kayak Launch has a lifting height of 30" and can accommodate crafts up to a 38" beam width. Includes manual winch, boarding handle, kayak leash and adjustable bunks.

\$2,300 

FREE
shipping



B

Model KL100-66L features a built-in ladder and has a lifting height of 66" and can accommodate crafts up to 38" beam width. Includes manual winch, boarding handle, kayak leash and adjustable bunks.

\$2,940  Ships **FREE** within the continental USA

SHIPS
freight 

This model will accommodate the Hobie Mirage® Tandem



C

Designed for larger crafts the KL400-72L Kayak Launch features a built-in ladder and has a lifting height of 72" and can accommodate crafts up to 51" beam width. Includes manual winch, boarding handle, kayak leash and adjustable bunks.

\$4,035  Ships **FREIGHT** (shipping additional)


Optional Accessories



Kayak Roller: Assists in moving your kayak onto the bunks. Bolts to side of platform. Cannot be used in combination with Top Transition Step. **\$230**



Top Transition Step: Provides a platform for an easier transition to the ladder or the launch platform. Also assists with loading and unloading your craft. **\$360**



Concrete Installation Kit: For installation on concrete surface. Note: Requires an electric hammer drill with concrete bit sized for the rod listed.

KL100 kit: \$110

KL400 kit: \$119

Paddle Craft
LAUNCHES • LIFTS • RACKS

Paddle Craft Storage Racks : Accessories for storing your paddle crafts

Marine-grade aluminum frame small craft storage racks. Available in freestanding, wall mounted, and dock mounted styles. Featuring arms with vinyl hull guards and end caps with built-in tie-down openings.



A Double side 6-craft rack.

end caps with built-in tie-down openings and vinyl hull guard to protect your craft

adjustable arms with eye-bolts for securing tie-downs

Residential Aluminum Storage Racks

- Lightweight aluminum frame storage racks for storing canoes, kayaks, paddle boards and other small crafts
- Adjustable height arms with vinyl hull guards (additional arms available for custom configurations)
- Custom end caps with built-in tie down openings (tie-downs sold separately)
- Crafts can be secured with a cable and lock (not included).
- Stainless steel hardware

Optional Accessories

Adjustable Feet

Ideal for uneven ground. Includes 2 feet, mounting brackets and hardware.

\$205 (pair)



Additional Support Arms

Includes 2 arms, mounting brackets and hardware.

\$145 (pair)




Tie-Down Bungees

Adjustable-length (10 - 48") with a wrap-and-lock system so you can adjust the tension without unclipping the ends.

\$24 (pair)





Storage Racks					MARINE GRADE ALUMINUM
Storage Rack Style	Craft Capacity	Unit Weight	(W x D x H) Dimensions	Arm Length	PRICE
A Double-Sided Rack	6-crafts	102 lbs.	80" x 69" x 67"	35"	\$ 1,175
B Single-Sided Rack	3-crafts	76 lbs.	49" x 69" x 67"	35"	\$ 879
C Mini Rack (double-sided)**	3-crafts	42 lbs.	43" x 56" x 38"	upper 34" lower 18"	\$ 615
D Wall-Mounted Rack	3-crafts	44 lbs.	var.† x 38" x 84"	35"	\$ 655
E Adjustable Feet (pair)	n/a	10 lbs.			\$ 205
F Additional Arms (pair)††	n/a	8 lbs.		35"	\$ 145
G Tie-Down Bungees (pair)	n/a	n/a			\$ 24

All racks include allen wrench for assembly and adjustment of arm positions. Shipping or Delivery additional - please call for pricing or visit our website. *Assembly service available (additional charge) for racks that are picked-up or delivered only. **Double-sided mini rack is designed as a space saver and requires crafts to be positioned slightly angled on the bottom of the rack. †Wall mount rack dimensions are as follows: Width is variable depending upon installation, Depth is from wall to end of arm. ††Additional arms not available for (C) Mini Rack.



Paddle Craft Storage Racks : Structurally designed for commercial use



A Freestanding Commercial Rack in standard aluminum finish.

Commercial Storage Racks

Our commercial / municipal storage racks are manufactured with marine-grade aluminum frames and are available in standard aluminum or black powder coated finish.

- Adjustable height arms with vinyl hull guards
- Custom end caps with built-in tie-down openings (tie-downs sold separately)
- Additional arms available
- Standard aluminum or optional black powder coated finish
- Freestanding and concrete mount models
- We can customize any of our storage racks for your specific needs

Commercial Storage Racks					STANDARD ALUMINUM	POWDER COATED BLACK
Storage Rack Style	Storage Capacity	Unit Weight	(W × D × H) Dimensions	Arm Length	PRICE	PRICE
A Freestanding (Double-Sided)	8-crafts	221 lbs.	93" × 69" × 83"	35"	\$ 2,440	\$ 3,079
B Concrete Mount	8-crafts	172 lbs.	76" × 69" × 72"	35"	\$ 2,285	\$ 2,889
C Additional Arms (pair) ††		18 lbs.		35"	\$ 320	\$ 390

*All racks include allen wrench for assembly and adjustment of arm positions. Shipping or delivery additional - please visit our website or call for pricing. * Assembly service available (additional charge) for racks that are picked-up or delivered only. Note: Concrete bases not included.*

Note: Paddle craft should be stored upside-down to prevent collection of water inside the craft.





B

Concrete mounted base for secure, permanent installations (concrete bases not included).



B



A

Freestanding Commercial Rack in powder coated black finish.



Freestanding Commercial Rack with additional arms to store more crafts

C

additional arms

Paddle Craft
LAUNCHES • LIFTS • RACKS

Paddle Craft Trailer : 4' x 5' aluminum trailer for transporting your paddlesport gear

Our Aluminum Paddlesport Trailer is fully-assembled and manufactured with marine-grade, one-piece aluminum frames. Our high-quality, easy to tow, functional trailer will safely transport and store all of your paddling gear.



LED lighting



Load bars with custom end caps with built-in tie-down loops & vinyl hull guard included



Adjustable tongue



Sure-Step® decking on trailer bed

Optional Load Bar Extender Kit



Stands up for storage



We ship our trailers to anywhere in the continental US






Optional Accessories



Trailer Sideboards

Turn your trailer into a full utility trailer with these removable, marine-grade aluminum sideboards. Sideboards are 16" high from the trailer bed and include brackets for mounting load bars. **\$590**



Load Bar Extender Kit

This kit raises the load bars from 11" to 18.5" above the trailer bed, allowing room for more gear. **\$215**



Spare Tire and Mount

DOT approved two-ply 12" trailer tire with tongue mount. **\$185**

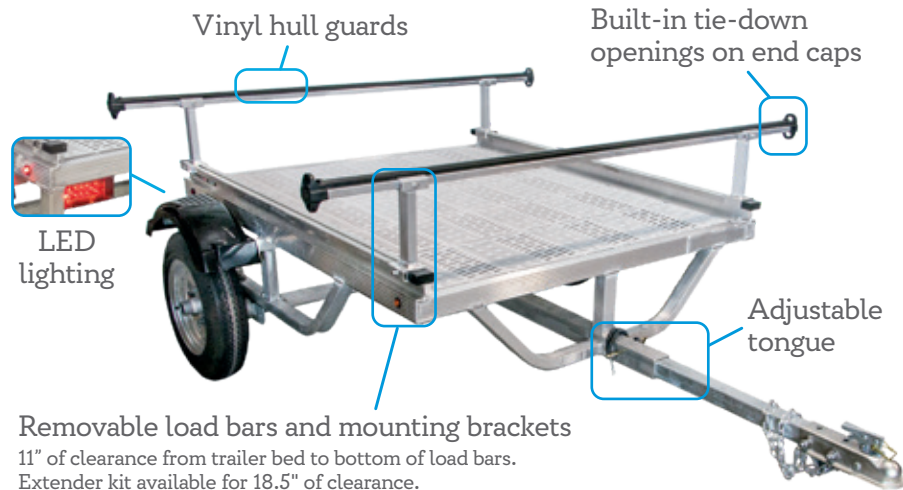
Paddle Craft
LAUNCHES • LIFTS • RACKS

4' x 5' Deluxe Trailer

\$2,790

4' x 5' Deluxe Trailer
with standard height removable load bars
model # T45DSS

Axle	torsion
Load Bar Length	72"
Coupling Size	2"
Tire Size	12"
Unloaded Weight	250 lbs.
GVWR maximum operating weight	900 lbs.
Load Capacity	650 lbs.
Overall Length	11' 7" tongue extended
	8' 7" tongue retracted
Bed Height	24" ground clearance
	11" load bar clearance



Removable load bars and mounting brackets
11" of clearance from trailer bed to bottom of load bars.
Extender kit available for 18.5" of clearance.

Shipped assembled - prices do not include shipping.